

CLEOBEE

# CLEOBEE™ 4.0

Easy and wireless Home  
Automation by CLEODE



## ZigBee® Network Management

### Functional description

CleoBee™ is henceforth available and allows to visualize a network of ZigBee™ objects, to interact with these last ones without having of knowledge in programming.

#### Management opening :

Opening or closing blinds or shutters, gate, door, by area or entralized. Management scenarios and time periods.



#### Temperature management:

Management and programming of heating or cooling in different parts of the house.



#### Lighting management :

Management of lighting scenarios depending on the activity and the external environment.

#### Remote management :

Integrated solution allowing the management via internet of the home. Emission of alarms on all media (SMS,Email, Voice )



#### Energy management :

Statement of energy consumption (Water, electricity).



#### Safety :

Integrated solution to make life easier for disabled people (elderly, disabled,..)



#### Safety of property :

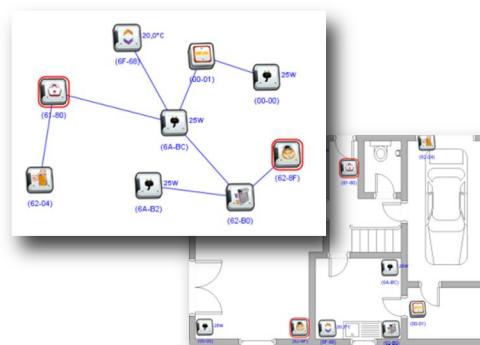
Protection of all the home against intruders and the risk of fire.

## Fonctionnalités

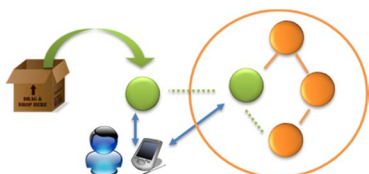
### Network visualization

Natively, at the commissioning, the manager CleoBee™ will perform a discovery of the ZigBee® network.

After the network discovered, you can work in topology mode (presentation of the network as a tree relationship father/ son) or in geographic mode (positioning of objects discovered on a 2D plane.)



### Configuration



Whatever the operation mode, you can always configure inter-objects links (bindings) or software actions, as well as the objects themselves.

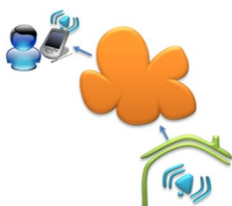
### Scénarios

Similarly, you can, depending on the embedded objects, create and manipulate groups and scenes, allowing, for example, to define scenarios as the sleep of your home (before vacation). On software order or pressing a button, your home will, depending on the configuration you performed:

- Cut all the lights
- Down all the shutters
- Put all the heaters in «Eco» mode
- Activate monitoring of the house (intruder alarm)



### Notification



Similarly, the system can inform you in real time of the status of services by notifying via various media (Email, SMS\*, Vocal\*\*) all changes. These notifications are often used to warn of intrusion, a functional anomaly such as water leak, a risk of fire. In the case of assistance to disabled persons, they can warn caregiver that a person has fallen or in trouble.

\*May require subscription following operators

\*\* Requires a subscription (contact us)

### Accessibility

Your installation home ZigBee® automation always remains accessible even from outside. With the internet option, you can, with your laptop or phone, control the products installed in your home.



## Specifications

### Key Features

- Network visualization (topologique or 2D)
- Projects management
- Authorization management network Objects configuration
- Network configuration (channel, PanId, keys, ...)
- Bindings, groupes, and scenes configuration,
- Software actions configuration (http, email, SMS,...),
- Alarms management,
- Backup of all network evenements

### Conformity



Meets European consumer safety, health and environmental requirements.



Meets the Home Automation Public Profile standard established by Zigbee alliance.

### Technical Data

Support	CD
Compatibility	Windows XP, Seven 32/64 Linux, MacOS 10.5.8 Other on demand

# A complete offer for your projects

## Customized solutions

### Consultancy

CLEODE has unique expertise in the design and implementation of ZigBee® product.

With a partnership with Texas Instruments around its components ZigBee® and ZigBee Alliance member®, CLEODE optimizes, enriches and develops its products in accordance with standards.

CLEODE advises clients in the phases of engineering and design as industrialization or in systems installation.

### Engineering

Leveraging our core products ZBee, Library ZCL, CLEODE designs and develops customer-specific management modules for both prototyping and industrialisation applications.

Areas of expertise:

- Electronics (diagram / routing / manufacturing file)
- Software (embedded / interface / HMI)
- Mechanical (CAD / Manufacturing / Packaging)

### White label

CLEODE markets its products under its own brand or white label. On request it is possible to customize some products to best fit your business constraints.

CLEODE 3 Rue Thomas Edison

22300 LANNION – FR

Tel : +33 (0)2 96 48 68 18

Fax : +33 (0)2 96 48 19 11

[www.cleode.fr](http://www.cleode.fr)

[contact@cleode.fr](mailto:contact@cleode.fr)